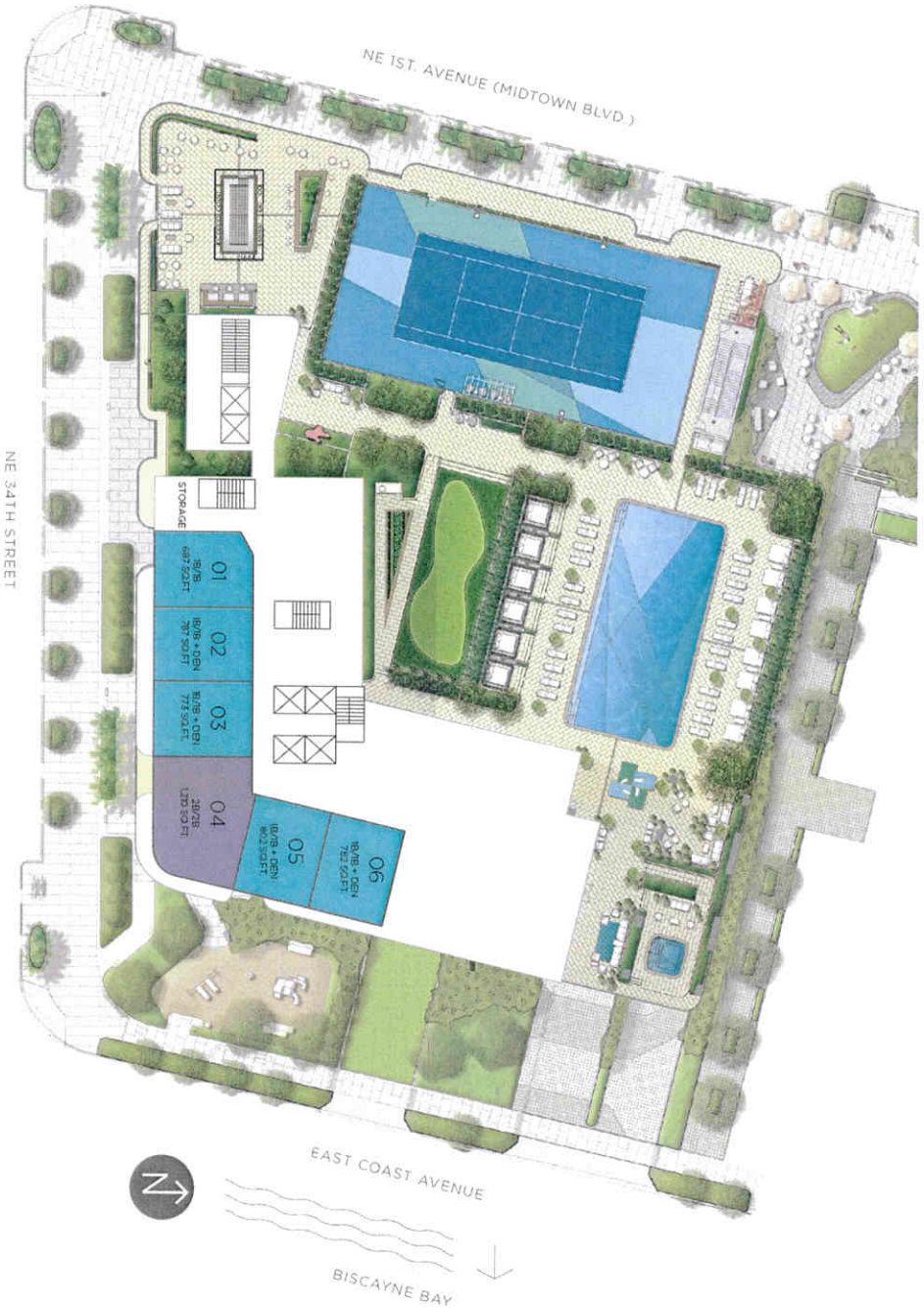
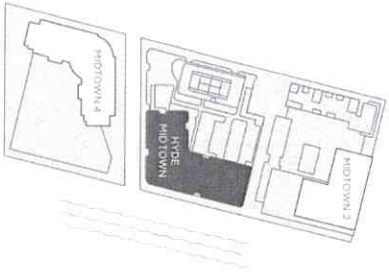


# KEY PLAN LINER RESIDENCES

FLOORS 2 - 6

- 1 BEDROOM
- 2 BEDROOM
- 3 BEDROOM

PROXIMITY KEY PLAN



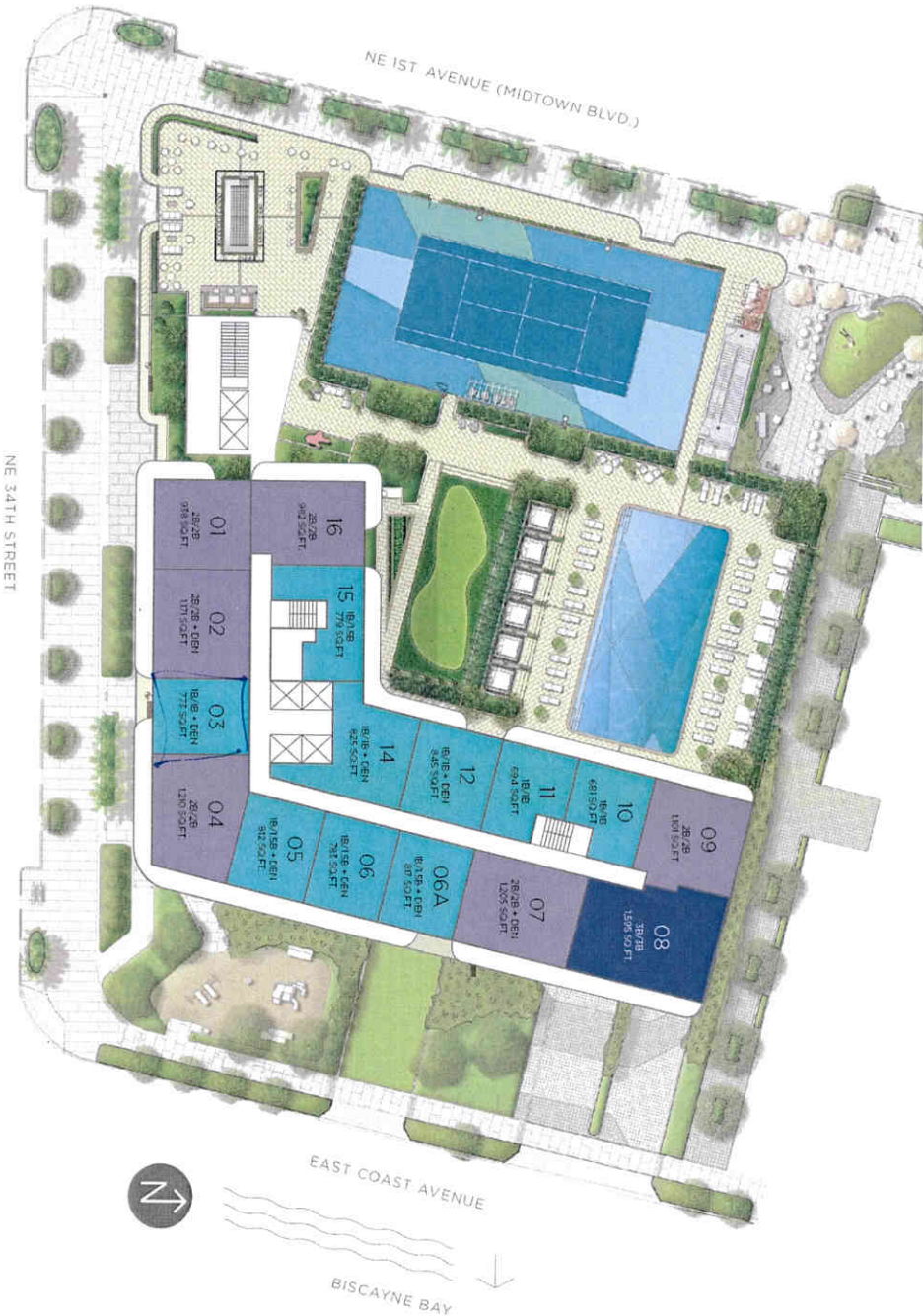
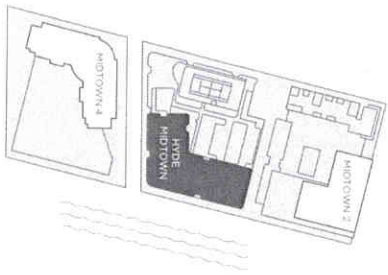
There are various methods for calculating the gross leasable area (GLA) and depending on the method of calculation, the quoted square footage of a Unit as stated or described in the Prospects and the Declaration. The dimensions in the Unit shown in the four plan have been calculated from the exterior boundaries of the exterior walls to the centerline of interior dividing walls, including common areas, such as structural walls and other minor structural components of the building and in fact vary from the dimensions that could be used by using the description of the "Unit" and dimensions set forth in the Prospects and the Declaration. The area of the Unit, determined in accordance with "Unit" as defined in the Prospects and the Declaration is less than the square footage. The comparison between the use of space or the floor plan design may vary from that depicted here or in the Prospects and the Declaration because the Developer reserves the right in the Prospects and the Declaration to make architectural, engineering, design, dimension, specification, and floor plan changes at any time, in the Developer's discretion, without notice to Unit buyers. The measurement of any Unit as shown in this plan is generally shown at the grid points of each grid room (as if the room were a perfect rectangle) without regard for any curves. Accordingly, the area of the actual room will typically be smaller than the product obtained by multiplying the length times width stated here. The furnishings, appliances, fixtures, and decor illustrated are not included with the purchase of the Unit. See Prospects for information regarding what is offered with the Unit and the calculation of the Unit square footage and dimensions.

# KEY PLAN TOWER RESIDENCES

FLOORS 8 - 31

- 1 BEDROOM
- 2 BEDROOM
- 3 BEDROOM

PROXIMITY KEY PLAN



There are various methods for calculating the square footage of a unit and depending on the method of calculation, the gross square footage of a unit as stated or described in the Prospectus and the Declaration. The dimensions in the floor plan have been calculated from the exterior boundaries of the exterior walls to the centerline of interior opening walls, including common elements such as structural walls and other interior structural components of the building and in fact, the area of the unit as shown in the floor plan may vary from that depicted here. The configuration, location, and use of space of the floor plan design may vary from that depicted here or in the Prospectus and/or Declaration because the Developer reserves the right in the Prospectus to make architectural, engineering, design, dimension, specification, and floor plan changes at any time, in the Developer's discretion, without notice to Unit Owners. The measurement of any room in this floor plan is generally taken at the greatest points of each given room (as if the room is not furnished) without regard for any columns. Accordingly, the area of the actual room will typically be smaller than the product obtained by multiplying the length times width stated here. The furnishings, appliances, fixtures, and decor illustrated are not included with the purchase of the Unit. See Prospectus for information regarding what is offered with the Unit and the calculation of the Unit square footage and dimensions.

3092 7503  
-9052 - 7585